

OPTICAL SYSTEM

1. VERSATILE LIGHT ENGINE

Multiple Lumen Intensities Provide the Correct Level of Illumination Within Each Space

2. EVENLY ILLUMINATED LOWER LENS

High Efficiency Diffuser Designed to Minimize Glare and Provide Uniform Light Distribution

HOUSING

3. HIDDEN CONNECT

Recessed Connection Point Between Cable and Fixture Eliminates the Visibility of Hardware

4. SURE-FIT ALIGNMENT

6-Point Alignment System Adjoining Each Luminaire Section to Ensure Straighter Rows While Minimizing the Appearance of Seams

ELECTRICAL

5. EFFICACY

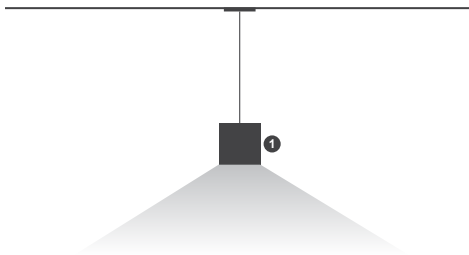
Luminaire Efficacy of 83.4 Lumens per Watt Helps Achieve Best in Class Power Density Performance

DIMMING

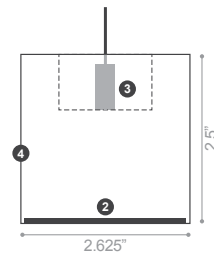
6. 0-10 VOLT DIMMING TO 1% STANDARD

See Options Below for Additional Dimming Options

LIGHT DISTRIBUTION



CROSS-SECTION



SERIES	SIZE	LENGTH ¹	OUTPUT ²	RATIO ³	VOLTAGE	CCT	MOUNTING	COLOR	OPTIONS
SQ	2			01	UNV			W	QS
		XXX FT. 2" INCREMENTS STARTING AT 4" EX: 4" = 004	H2 1800 LM/FT H1 1500 LM/FT H 1200 LM/FT M 900 LM/FT L 600 LM/FT	01 0/100	UNV 120-277 Volt	30 3000K 35 3500K	AIRCRAFT CABLE 72" CABLE STANDARD T1 1" T GRID T9 9/16" T GRID SC SCREW SLOT GRID HC HARD CEILING	W WHITE	QS QUICKSHIP

¹Nominal length

²Nominal lumens per foot

³Ratio defined as percentage of light illuminated upwards versus percentage of light illuminated downwards



MECHANICAL

Housing Construction:

Extruded Aluminum 6063-T5 alloy outer housing with die-formed steel internal components for strength, alignment and mounting attachment.

Alignment/Assembly:

The Sure-Fit alignment system employs a six-point alignment and attachment method, designed to create straighter rows and minimize seams between sections (field assembled). Two alignment tabs ensure the outer extruded aluminum rails are aligned, while four draw-screws secure housing-to-housing attachment.

Lengths:

The QuickShip SQ2 is available in 2-foot (24") lengths starting at 4-feet (48"), which can be connected for longer runs. Longer fixture rows are available and will be configured per Lumato factory specifications; typical rows are configured with 8-foot fixtures. Each end cap adds .0625" to the length of each fixture run. End Caps: End caps are fabricated from 16-gauge steel and finished to match housing. End caps are installed at factory with no exposed fasteners to ensure minimal visible seam.

Mounting Method/Hardware:

The Hidden-Connect design recesses all attachment hardware (hanging cable and power cord) below the top plane of the housing to enable a sleek, clean finished look. Standard hanging hardware includes 1/16" diameter, galvanized steel aircraft cable with adjustable and lockable nickel-plated cable grippers and a white 18/5 S.O. power cord. The standard hardware includes a 84" power cord and 78" aircraft cables to accommodate a 72" mounting distance from the ceiling. Longer hanging cables and power cords available as an option. Ceiling canopy provided.

Exterior Finish:

The QuickShip SQ2 is available in White polyester powder coat finish to ensure durability.

OPERATION

Light Engine:

The QuickShip SQ2 is available in 3000K & 3500K CCT within a 2.5-Step MacAdam Ellipse and has a standard CRI of 80+.

Optics:

The edge lit PMMA acrylic light guide ensures high efficiency light output, in a minimal form factor. A secondary acrylic diffuser is added to create a clean, evenly illuminated lower surface with minimal glare.

Electrical:

Class 2 programmable (factory pre-set) premium power supply, 120-277VAC input. Power factor >0.9. THD <15%. Integral Surge Protection to 2KV.

Dimming:

The QuickShip SQ2 is standard with 0-10V dimming. The 0-10V control allows dimming down to 1%.

GENERAL

Warranty:

Five (5) year limited warranty from date of shipment, covers LED's, driver, and luminaire.

Lumen Maintenance:

Rated for 85% initial lumen output (L85) at 50,000 Hours of operation, operated at 25C ambient temperature; per TM-21 Guidelines published by the Illuminating Engineering Society (IES).

Certification

All luminaires are UL and cUL Listed, approved for Dry/Damp locations

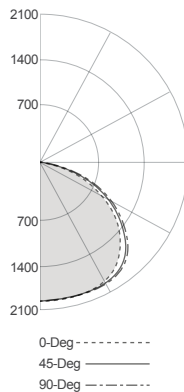
Made in the USA

All Lumato Luminaires and Components (with the exception of our LED boards and drivers) are proudly manufactured and assembled in the USA

PHOTOMETRICS

SQ2-4-H2-01-12-30-XX-X

Total Lumens: 6900
 Ratio: 0% Up and 100% Down
 Wattage: 82.7
 Efficacy: 83.4 (Lumens Per Watt)
 Report Number: ITL86879
 Fixture Length: Four Feet



Zonal Lumen Summary

Zone	Lumens	% Fixt
0 - 30	1670	24.2
0 - 40	2863	41.5
0 - 60	5405	78.3
0 - 90	6900	100.0
90 - 180	0	0.0
0 - 180	6900	100.0

ENERGY CONSUMPTION

Watts Per Linear Foot

	H2:1800	H1:1500	H:1200	M:900	L:600
0/100	20.68	17.16	13.72	10.30	6.80